



INVEST WITH FAITH OLD MUTUAL ALBARAKA BALANCED FUND

MSCI
ESG RATINGS



CCC B BB BBB A AA AAA

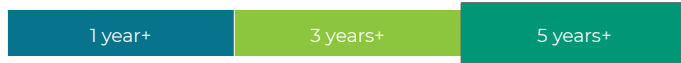
AUGUST 2021

FUND INFORMATION

RISK PROFILE



RECOMMENDED MINIMUM INVESTMENT TERM



ESG FUND RATING

The environmental, social and governance (ESG) fund ratings are based on the exposure of the underlying assets held to industry-specific ESG risks and the ability to manage those risks relative to peers.

FUND OBJECTIVE

The fund aims to offer investors an ethical investment that provides steady, long-term capital growth, as well as a moderate level of income via a portfolio that diversifies across asset classes and regional exposure. The Shari'ah Supervisory Board oversees adherence to the applicable Shari'ah principles. This fund specifically adheres to the standards of the Accounting and Auditing Organisation for Islamic Financial Institutions (AAOIFI) as interpreted by the Shari'ah Supervisory Board.

WHO IS THIS FUND FOR?

This fund is suited to investors wanting moderate to high long-term growth from their Shari'ah compliant investment, with less volatility in the short term than pure equity. It is suitable as a stand-alone retirement investment.

NON-PERMISSIBLE INCOME

Incidental income deemed to be non-permissible is paid to the charitable trust elected by the Shari'ah Supervisory Board in line with the principles of Shari'ah and the supplemental deed of the fund. Non-permissible income does not form part of the investor's income.

INVESTMENT MANDATE

The fund is a Shari'ah compliant asset allocation fund that offers investors access to local and international asset classes including equity, liquid assets and non-equity securities, such as sukuk (Islamic bonds) and equity conduits. It may also invest in the portfolios of other unit trusts, both locally and those registered in countries with acceptable regulatory environments. This fund may invest up to 30% (with an additional 10% for African ex-SA investments) of its portfolio offshore.

REGULATION 28 COMPLIANCE

The fund complies with retirement fund legislation. It is therefore suitable as a stand-alone fund in retirement products where Regulation 28 compliance is specifically required.

COMPOSITE BENCHMARK: 45% Customised SA Shari'ah Equity Index, 10% S&P Developed Markets Large and Mid-Cap Shari'ah Index, 40% STeFI Composite – 0.5% p.a. & 5% Three-month US Dollar LIBOR

PERFORMANCE TARGET: To outperform the benchmark over rolling 3-year periods.

ASISA CATEGORY: South African – Multi-Asset – Medium Equity

FUND MANAGER(S): Maahir Jakoet & Saliagh Salaam (Old Mutual Customised Solutions (Pty) Ltd)

LAUNCH DATE: 12/11/2010

SIZE OF FUND: R3.5bn

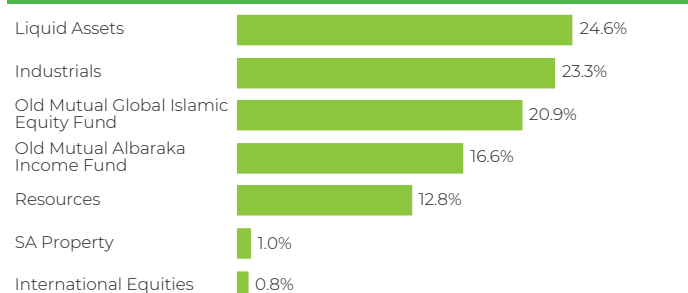
DISTRIBUTIONS: (Half-yearly)*

Date	Dividend	Shari'ah Permissible Income	Total	Total %
30/06/2021	2.10c	2.90c	5.00c	1.47%
31/12/2020	0.56c	2.50c	3.06c	0.98%

* Class A fund distributions

FUND COMPOSITION

ASSET & PERCENTAGE ALLOCATION



FUND PERFORMANCE AS AT 31/08/2021

	% PERFORMANCE (ANNUALISED)					
	1-Yr	3-Yr	5-Yr	7-Yr	10-Yr	Since Inception ¹
Fund (Class A)	16.8%	5.9%	5.5%	6.5%	8.0%	7.5%
Fund (Class B) ²	17.1%	6.2%	5.8%	6.8%	-	-
Benchmark	13.2%	9.1%	8.5%	7.6%	9.7%	9.6%

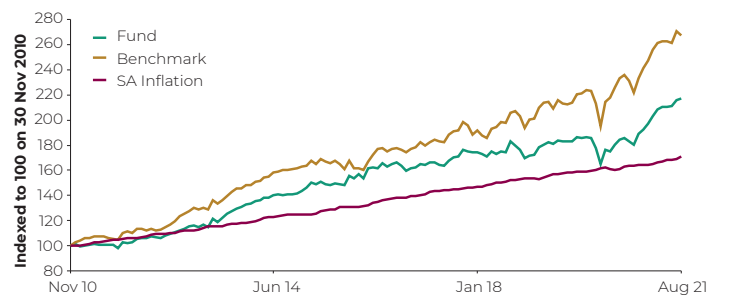
¹ Performance since inception of the fund.

² Inception: 31 July 2013. Class B1 fund is available through investment platforms such as Old Mutual Wealth.

Performance measurements over periods shorter than the recommended investment term may not be appropriate. Past performance is no indication of future performance. Fund returns are net of fees and measured against the benchmark.

Rolling 12-Month Return	Highest	Average	Lowest
Fund (Since Inception)	26.6%	7.5%	-8.7%

Performance Since Inception



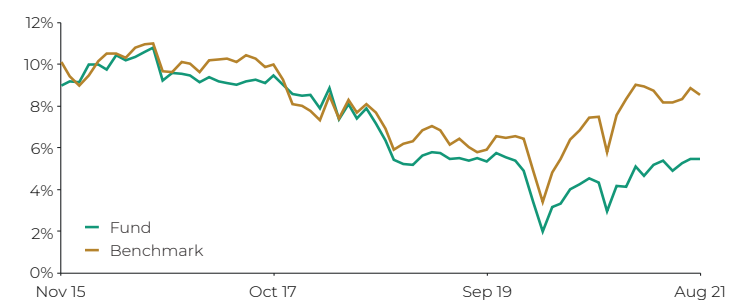
Past performance is no indication of future performance.

Risk Statistics (Since Inception)

Maximum Drawdown	-11.5%
Months to Recover	9
% Positive Months	63.6%
Annual Standard Deviation	6.7%

Risk statistics are calculated based on monthly performance data from inception of the fund.

5-Year Annualised Rolling Returns (Fund vs Benchmark)



PRINCIPAL HOLDINGS AS AT 30/06/2021

HOLDING	% OF FUND
Naspers Ltd	3.5%
BHP Group Plc	3.2%
MTN Group Ltd	2.7%
African Rainbow Minerals Ltd	2.0%
Anglo American Platinum Ltd	1.8%
Mr Price Group Ltd	1.7%
Afrimat Ltd	1.4%
AngloGold Ashanti Ltd	1.4%
AVI Ltd	1.4%
Royal Bafokeng Platinum Ltd	1.2%

THIS IS THE MINIMUM DISCLOSURE DOCUMENT AS REQUIRED BY BOARD NOTICE 92

Funds are also available via Old Mutual Wealth and MAX Investments.

Helpline 0860 234 234 Fax +27 21 509 7100 Internet www.oldmutualinvest.com Email unittrusts@oldmutual.com





FUND MANAGER INFORMATION

**MAAHIR JAKOET |**

PORTFOLIO MANAGER

- BCom (Hons) UCT
- 7 years of investment experience

**SALIEGH SALAAM |**

PORTFOLIO MANAGER

- BCom, CFA Charterholder
- 24 years of investment experience

to rise in South Africa, according to the National Institute of Communicable Diseases (NICD).

SA government receipts continue to be strong, and we see consensus revisions of debt to GDP to be slightly better. We saw CPI headline inflation accelerate to over 5% in May, led by higher fuel and food prices. Non-residents remained sellers in the SA bond market and SA sukuk issuers are pricing one year at 4.8%, which increased slightly by 0.30 basis points (bps), and five years at 8.2%, which stayed the same.

The local currency weakened by 3.4% against the greenback, 3.1% against sterling and 2.3% against the euro for the quarter ending June 2021. Value stocks continue to post positive returns while growth slows. While large caps detracted, small and mid-caps contributed just enough to deliver a flat All Share Index (ALSI) for the quarter. Resources posted the first negative month since November 2020 while property stayed in positive territory delivering 3.4%.

Against this backdrop, the Old Mutual Albaraka Balanced Fund delivered 17.0% for the year ending June 2021, in absolute terms. Basic materials and technology had some pullback, which detracted from performance, whilst healthcare and consumer services contributed.

Looking forward, the global recovery will depend on vaccine rollouts and how effective vaccines are against the new variant. Global bonds are generating

very low income yields. The equity market should be the main beneficiary from money flowing out of the bond market into equities.

Locally, the battle continues with the delta variant weighing in on sentiment and threatening economic recovery. The worst-hit area is Gauteng, where hospitals scramble for the shortage of oxygen and hospital beds. The delays in procuring the Covid-19 vaccine convey sentiment of a lagged economic recovery for South Africa. We expect the South African Reserve Bank (SARB) to hike rates somewhere in 2022, and note that SA resources have always outperformed going into monetary tightening cycles, which are driven by a weaker rand and higher commodity prices.

We remain overweight SA Inc and our asset allocation favours local equities. The fund's asset allocation currently comprises 22.1% global equity, 38.7% local equity and 39% Islamic cash instruments (sukuk). From a sector perspective, we are overweight resources and healthcare. We remain optimistic about the SA consumer recovery and continue to look for spending in reopening sectors. We like Mr Price and MTN, and our property favourites are Equites and Stor-Age. We prefer quality companies with strong balance sheets and cash-generative abilities. The fund continues to be a top quartile performer in its category over the one year ending June 2021.

Source: Old Mutual Investment Group as at 30/06/2021

FUND COMMENTARY AS AT 30/06/2021

The key to global growth continues to be the pandemic. US expansion and fiscal stimulus continue at a robust pace. US core inflation has increased and the Federal Reserve Board (the Fed) is looking hawkish. Whilst the Fed is not hiking yet, it has a close eye on unemployment to return to pre-Covid-19 levels. However, this leaves inflation to run ahead, and will most likely lead to the Fed hiking more aggressively.

Locally, company results have surprised, coming through slightly better than expected in the results season whilst the daily infection rate continues

OTHER INVESTMENT CONSIDERATIONS

INVESTMENT CONTRACT MINIMUMS*:

- Monthly: R500
- Lump sum: R10 000
- Ad hoc: R500

* These investment minimums are not limited to this fund. They can be apportioned across the funds you have selected in your investment contract.

INITIAL CHARGES (Incl. VAT):

Initial adviser fee will be between 0% and 3.45%.

ONGOING

	Class A	Class B1*
Annual service fees (excl. VAT)	1.25%	1.00%

* Please note: The Class B1 fund is available through investment platforms such as Old Mutual Wealth.

The fee is accrued daily and paid to the management company on a monthly basis. Other charges incurred by the fund, and deducted from its portfolio, are included in the TER. A portion of Old Mutual Unit Trusts' annual service fees may be paid to administration platforms.

TAX REFERENCE NUMBER: 9242/164/18/5

ISIN CODES:	Class A	Class B1
	ZAE000135810	ZAE000179271

Total Expenses (Incl. Annual Service Fee) (30/06/2021)	36 Months		12 Months	
	Class A	Class B1*	Class A	Class B1*
Total Expense Ratio (TER) Incl. VAT	1.48%	1.19%	1.47%	1.19%
Transaction Cost (TC)	0.12%	0.12%	0.09%	0.09%
Total Investment Charge	1.60%	1.31%	1.56%	1.28%

* Please note: The Class B1 fund is available through investment platforms such as Old Mutual Wealth.

TER is a historic measure of the impact the deduction of management and operating costs has on a fund's value. A higher TER does not necessarily imply a poor return, nor does a low TER imply a good return. The current TER, which includes the annual service fee, may not necessarily be an accurate indication of future TERs. Transaction Cost (TC) is a necessary cost in administering the fund and impacts fund returns. It should not be considered in isolation as returns may be impacted by many other factors over time including market returns, the type of fund, the investment decisions of the investment manager and the TER.

Funds are also available via Old Mutual Wealth and MAX Investments.

Helpline 0860 234 234 Fax +27 21 509 7100 Internet www.oldmutualinvest.com Email unittrusts@oldmutual.com



We aim to treat our clients fairly by giving you the information you need in as simple a way as possible, to enable you to make informed decisions about your investments.

- We believe in the value of sound advice and so recommend that you consult a financial planner before buying or selling unit trusts. You may, however, buy and sell without the help of a financial planner. If you do use a planner, we remind you that they are entitled to certain negotiable planner fees or commissions.
- You should ideally see unit trusts as a medium- to long-term investment. The fluctuations of particular investment strategies affect how a fund performs. Your fund value may go up or down. Therefore, we cannot guarantee the investment capital or return of your investment. How a fund has performed in the past does not necessarily indicate how it will perform in the future.
- The fund fees and costs that we charge for managing your investment are disclosed in this Minimum Disclosure Document (MDD) and in the table of fees and charges, both of which are available on our public website or from our contact centre.
- Additional information of the proposed investment, including brochures, application forms and annual or quarterly reports, can be obtained, free of charge, from Old Mutual Unit Trust Managers (RF) (Pty) Ltd, from our public website at www.oldmutualinvest.com or our contact centre on 0860 234 234.
- Our cut-off time for client instructions (e.g. buying and selling) is at 15:00 each working day for all our funds, except for our money market funds, where the cut-off is at 12:30.
- The valuation time is set at 15:00 each working day for all our funds, excluding our money market funds which is at 13:00, to determine the daily ruling price (other than at month-end when we value the Old Mutual Index Funds and Old Mutual Multi-Managers Fund of Funds range at 17:00 close). Daily prices are available on the public website and in the media.
- Unit trusts are traded at ruling prices, may borrow to fund client disinvestments and may engage in scrip lending. The daily ruling price is based on the current market value of the fund's assets plus income minus expenses (NAV of the portfolio) divided by the number of units on issue.
- This fund holds assets in foreign countries and therefore it may have risks regarding liquidity, the repatriation of funds, political and macroeconomic situations, foreign exchange, tax, settlement, and the availability of information.
- The Net Asset Value to Net Asset Value figures are used for the performance calculations. The performance quoted is for a lump sum investment. The performance calculation includes income distributions prior to the deduction of taxes and distributions are reinvested on the ex-dividend date. Performances may differ as a result of actual initial fees, the actual investment date, the date of reinvestment and dividend withholding tax. Annualised returns are the weighted average compound growth rates over the performance period measured. Performances are in ZAR and as at 31 August 2021. Sources: Morningstar and Old Mutual Investment Group (FSP no. 604).
- MSCI ESG Research LLC's ("MSCI ESG") Fund Metrics and Ratings ("the information") provide environmental, social and governance data with respect to underlying securities within more than 31 000 multi-asset class mutual funds and ETFs globally. MSCI ESG is a registered investment adviser under the Investment Advisers Act of 1940. MSCI ESG materials have not been submitted to, nor received approval from the US SEC or any other regulatory body. None of the information constitutes an offer to buy or sell, or a promotion or recommendation of any security, financial instrument or product or trading strategy, nor should it be taken as an indication or guarantee of any future performance, analysis, forecast or prediction. None of the information can be used to determine which securities to buy or sell or when to buy or sell them. The information is provided "as is" and the user of the information assumes the entire risk of any use it may make or permit to be made of the information.

Old Mutual Customised Solutions (Pty) Ltd is a Licensed Financial Services Provider.

Old Mutual Unit Trust Managers (RF) (Pty) Ltd, registration number 1965 008 47107, is a registered manager in terms of the Collective Investment Schemes Control Act 45 of 2002. Old Mutual is a member of the Association for Savings and Investment South Africa (ASISA). Old Mutual Unit Trust Managers has the right to close the portfolio to new investors in order to manage it more efficiently in accordance with its mandate.

Trustee: Standard Chartered Bank, PO Box 782080, Sandton 2146. Tel: +27 11 217 6600, Fax: +27 11 217 6642.

Issued: September 2021